



## Industrial & Commercial LED Lighting Company

4403 Greenbriar Dr, Stafford, Texas 77477  
Tel No. 1-800-8385070  
Monday - Friday 8:30 AM to 5:30 PM

# 382 SERIES SLIM LED WALL PACK



### Introduction:

- 382 Series Slim wall pack is available in two watts for a variety of applications including building perimeter, entrances, stairways, and security lighting.
- 382 Series Slim LED Wall Pack of luminaries provides a low-profile architectural style with the power of bright, energy-efficient LEDs.
- It has a rugged aluminum construction with multi-mount capabilities. 0° to +90° tilt adjustments. For a building that has a modern or futuristic look.

### Product Features:

- Sealed die-casting profile for outdoor applications.
- Suitable for applications requiring 3G testing prescribed by ANSI C136.31.

### Electrical:

- Standard drivers feature electronic universal voltage (120-277V 50/60Hz) operation.
- Greater than 0.9 power factor, less than 20% harmonic distortion, and is suitable for operation in -40°C to 40°C ambient environments.

### Optics:

- Light engines are available in standard 3000K/4000 K and 5000 K (70 CRI) configurations.
- Scalable Lumen Packages from 3,500 to 10,500 Lumens.
- Tempered UV-coated flat lenses provide outstanding performance, uniformity, and glare control.

### Lifespan:

- Estimated 50,000-hour LED lifespan based on IES LM-80 results and TM-21 calculations.

### Suitable Applications:

- Security
- Pathway and perimeter lighting
- Building entryways and walkways.

**Mounting**  
0° to +90° tilt adjustments, To meet the needs of customers with different lighting angles.



**Housing**  
Suitable for both indoor and outdoor application, also suitable for J-BOX mounting and surface mounting.



**Photocell**  
Optional for photocell, and allows for security and energy saving.

**Lens**  
Polycarbonate optical lens with UV stabilizers do not exhibit yellowing and deformation.

Accessories:



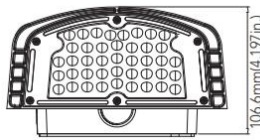
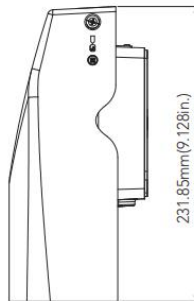
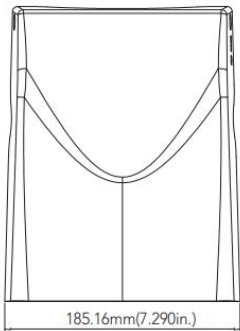
**Photocell**

No. PC-JL-120-277V

USE: Photocell is field installed or pre-installed in factory by requesting

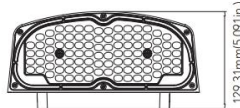
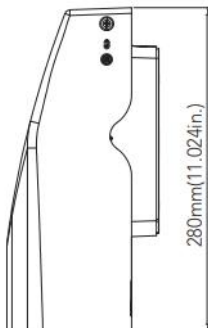
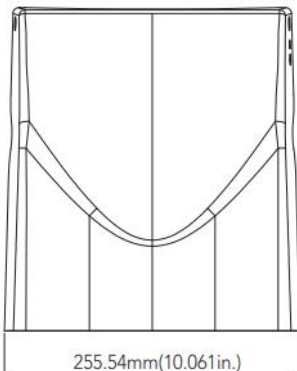
Dimensions & Weight

**Small Size:**  
unit: mm/inch



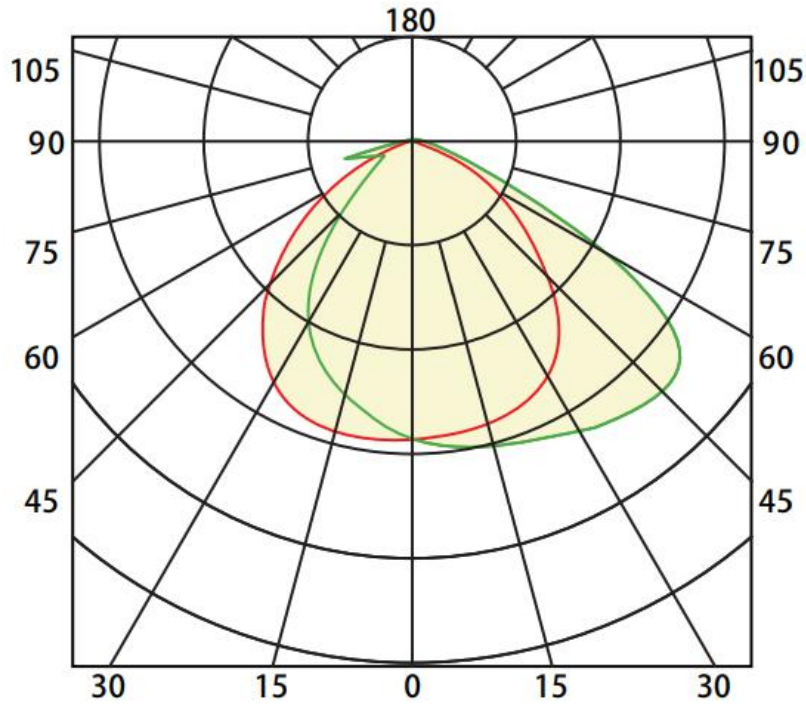
Net Weight:  
27W: 1.52kg(3.351lb)  
40W: 1.80kg(3.968lb)

**Medium Size:**  
unit: mm/inch



Net Weight:  
67W: 3.32kg(7.319lb)  
80W: 3.54kg(7.804lb)

Photometrics



Performance Data

SYSTEM WATTS	VOLTAGE	3000K(70CRI)		4000K(70CRI)		5000K(70CRI)	
		LUMENS	LPW	LUMENS	LPW	LUMENS	LPW
27W	120-277VAC	3500lm	130 lm/W	3600lm	133 lm/W	3600lm	133 lm/W
40W	120-277VAC/347-480V	5000lm	125 lm/W	5200lm	130 lm/W	5200lm	130 lm/W
67W	120-277VAC/347-480V	8600lm	128 lm/W	8800lm	131 lm/W	8800lm	131 lm/W
80W	120-277VAC	10000lm	125 lm/W	10500lm	131 lm/W	10500lm	131 lm/W

Electrical Data

Number Of Drivers	Driver Current (mA)	Nominal Power (W)	INPUT VOLTAGE (V)	CURRENT (Amps)
1	430	27	120	0.23
		27	208	0.13
		27	240	0.11
		27	277	0.10
1	640	40	120	0.33
		40	208	0.19
		40	240	0.17
		40	277	0.14
1	1110	67	120	0.56
		67	208	0.32
		67	240	0.28
		67	277	0.24
1	2120	80	120	0.67
		80	208	0.38
		80	240	0.33
		80	277	0.29

DVDLIGHTS - INDUSTRIAL & COMMERCIAL LED LIGHTING COMPANY - 382 SERIES SLIM LED WALL PACK